

Covered period
01. Jan 2024 - 05. Nov 2024

Comparison period
01. Jan 2023 - 05. Nov 2023

Summary

	Covered Period	Comparison Period	% Change
Total interactions	382	401	-4.7%
Total time spent	137.12 h	252.00 h	-45.6%

Summary figures apply a company perspective (not individual representatives) i.e. if two internal participants together attended one 60min group meeting with two investors then it will be counted as two interactions, 60min spent. The 60min spent are allocated 30min each to the two participating investors.

Shareholder engagement

	Covered Period	Comparison Period	% Change
Percentage of shares you have met	212.5%	5.0%	4150.0%
Percentage of active institutional shares you have met	200.6%	5.0%	3912.2%

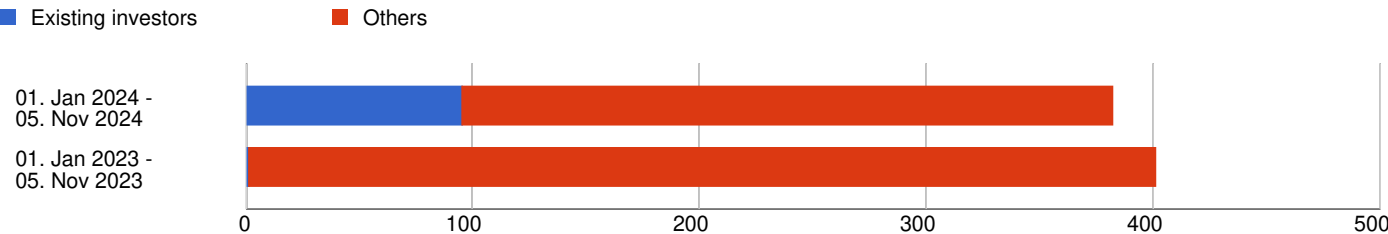
Shows the aggregate holdings of all the investment companies that held your shares when meeting investors associated with the company compared to all outstanding shares, respectively shares held by active institutional you met compared to all active institutional shares.

Details

Total interaction shareholders/prospects

	Covered Period	Comparison Period	% Change
Existing investors	95 interactions, 24.9% of total	1 interactions, 0.2% of total	9400.0%
Others	287 interactions, 75.1% of total	400 interactions, 99.8% of total	-28.3%

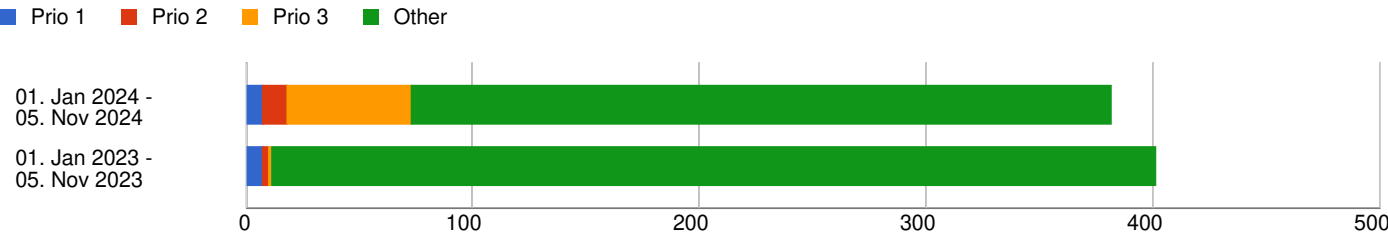
No double counting involved. Existing investors means investors associated with an investment company that owned shares at the moment of the meeting. Others did not own shares.



Total interactions by Prio tags

	Covered Period	Comparison Period	% Change
Prio 1	7 interactions, 1.8% of total	7 interactions, 1.7% of total	0.0%
Prio 2	11 interactions, 2.9% of total	3 interactions, 0.7% of total	266.7%
Prio 3	55 interactions, 14.4% of total	1 interactions, 0.2% of total	5400.0%
Other	309 interactions, 80.9% of total	390 interactions, 97.3% of total	-20.8%

No double counting involved. The cumulated interactions/time spent will be the same figure as in the summary.

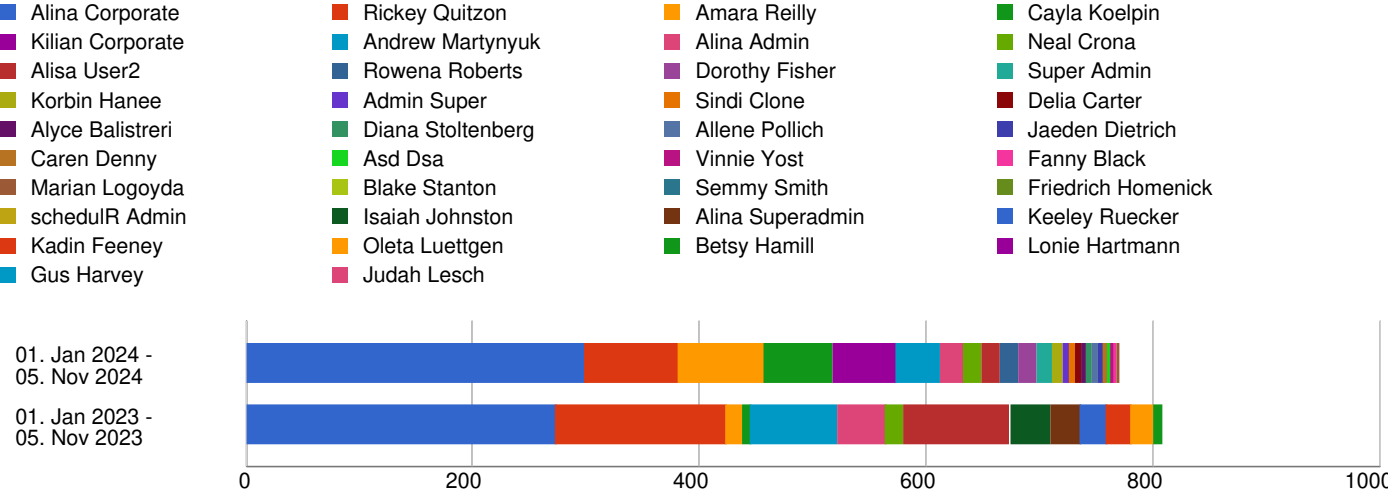


Total interactions by internal participant

	Covered Period	Comparison Period	% Change
Alina Corporate	298 interactions, 78.0% of total	272 interactions, 67.8% of total	9.6%
Rickey Quitzon	83 interactions, 21.7% of total	151 interactions, 37.7% of total	-45.0%
Amara Reilly	76 interactions, 19.9% of total	14 interactions, 3.5% of total	442.9%
Cayla Koelpin	60 interactions, 15.7% of total	7 interactions, 1.7% of total	757.1%
Kilian Corporate	56 interactions, 14.7% of total	0 interactions, 0.0% of total	-
Andrew Martynyuk	39 interactions, 10.2% of total	77 interactions, 19.2% of total	-49.4%
Alina Admin	21 interactions, 5.5% of total	42 interactions, 10.5% of total	-50.0%
Neal Crona	16 interactions, 4.2% of total	16 interactions, 4.0% of total	0.0%
Alisa User2	16 interactions, 4.2% of total	92 interactions, 22.9% of total	-82.6%
Rowena Roberts	16 interactions, 4.2% of total	1 interactions, 0.2% of total	1500.0%
Dorothy Fisher	16 interactions, 4.2% of total	1 interactions, 0.2% of total	1500.0%
Super Admin	14 interactions, 3.7% of total	0 interactions, 0.0% of total	-
Korbin Hanee	9 interactions, 2.4% of total	0 interactions, 0.0% of total	-
Admin Super	6 interactions, 1.6% of total	0 interactions, 0.0% of total	-
Sindi Clone	5 interactions, 1.3% of total	0 interactions, 0.0% of total	-
Delia Carter	5 interactions, 1.3% of total	0 interactions, 0.0% of total	-
Alyce Balistreri	5 interactions, 1.3% of total	0 interactions, 0.0% of total	-
Diana Stoltenberg	5 interactions, 1.3% of total	0 interactions, 0.0% of total	-
Allene Pollich	5 interactions, 1.3% of total	0 interactions, 0.0% of total	-
Jaeden Dietrich	5 interactions, 1.3% of total	1 interactions, 0.2% of total	400.0%
Caren Denny	3 interactions, 0.8% of total	0 interactions, 0.0% of total	-
Asd Dsa	3 interactions, 0.8% of total	0 interactions, 0.0% of total	-
Vinnie Yost	3 interactions, 0.8% of total	0 interactions, 0.0% of total	-
Fanny Black	2 interactions, 0.5% of total	0 interactions, 0.0% of total	-
Marian Logoyda	2 interactions, 0.5% of total	0 interactions, 0.0% of total	-
Blake Stanton	1 interactions, 0.3% of total	0 interactions, 0.0% of total	-
Semmy Smith	1 interactions, 0.3% of total	0 interactions, 0.0% of total	-
Friedrich Homenick	1 interactions, 0.3% of total	0 interactions, 0.0% of total	-
schedulR Admin	1 interactions, 0.3% of total	0 interactions, 0.0% of total	-
Isaiah Johnston	0 interactions, 0.0% of total	35 interactions, 8.7% of total	0.0%
Alina Superadmin	0 interactions, 0.0% of total	26 interactions, 6.5% of total	0.0%
Keeley Ruecker	0 interactions, 0.0% of total	23 interactions, 5.7% of total	0.0%
Kadin Feeney	0 interactions, 0.0% of total	22 interactions, 5.5% of total	0.0%
Oleta Luetzgen	0 interactions, 0.0% of total	20 interactions, 5.0% of total	0.0%

	Covered Period	Comparison Period	% Change
Betsy Hamill	0 interactions, 0.0% of total	7 interactions, 1.7% of total	0.0%
Lonie Hartmann	0 interactions, 0.0% of total	1 interactions, 0.2% of total	0.0%
Gus Harvey	0 interactions, 0.0% of total	1 interactions, 0.2% of total	0.0%
Judah Lesch	0 interactions, 0.0% of total	1 interactions, 0.2% of total	0.0%
Total internal participants	773 interactions, 202.4% of total	810 interactions, 202.0% of total	-4.6%

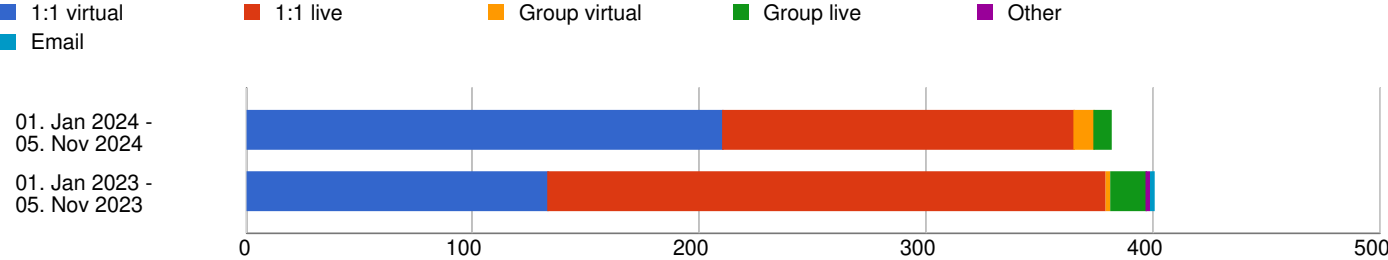
This table contains double counting, i.e. if two internal participants attended the same 60min meeting with two participating investors it will logged here as four interactions (two interactions for each internal participant) and 120m time spent (60min for each internal participant). This means the sum of this table will be most likely higher than the summary figure. However, it correctly displays the interactions/time spent per internal participant. If an internal participant has a 100% here, it means she participated in every single investor interaction during the period. Also, if total internal participants attended e.g. 150% of interactions/time spent it means that on average 1.5 internal participants attended each meeting.



Total interactions by meeting type

	Covered Period	Comparison Period	% Change
1:1 virtual	210 interactions, 55.0% of total	133 interactions, 33.2% of total	57.9%
1:1 live	155 interactions, 40.6% of total	246 interactions, 61.3% of total	-37.0%
Group virtual	9 interactions, 2.4% of total	2 interactions, 0.5% of total	350.0%
Group live	8 interactions, 2.1% of total	16 interactions, 4.0% of total	-50.0%
Other	0 interactions, 0.0% of total	2 interactions, 0.5% of total	0.0%
Email	0 interactions, 0.0% of total	2 interactions, 0.5% of total	0.0%

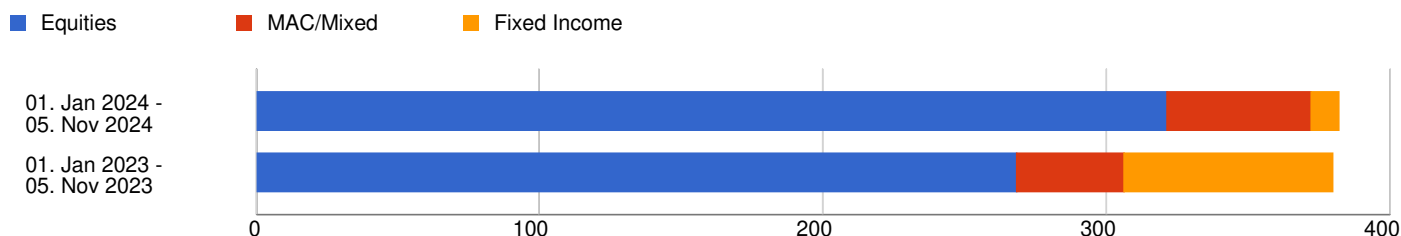
No double counting involved. The cumulated interactions/time spent will be the same figure as in the summary.



Total interactions by asset class/audience

	Covered Period	Comparison Period	% Change
Equities	321 interactions, 84.0% of total	268 interactions, 66.8% of total	19.8%
MAC/Mixed	51 interactions, 13.4% of total	38 interactions, 9.5% of total	34.2%
Fixed Income	10 interactions, 2.6% of total	74 interactions, 18.5% of total	-86.5%

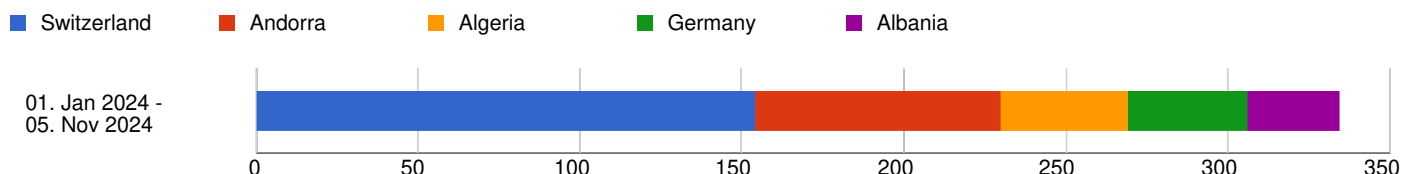
No double counting involved. The cumulated interactions/time spent will be the same figure as in the summary.



Total interactions by investor domicile (Top 5)

	Covered Period	Comparison Period	% Change
Switzerland	154 interactions, 40.3% of total	95 interactions, 23.7% of total	62.1%
Andorra	76 interactions, 19.9% of total	32 interactions, 8.0% of total	137.5%
Algeria	39 interactions, 10.2% of total	51 interactions, 12.7% of total	-23.5%
Germany	37 interactions, 9.7% of total	96 interactions, 23.9% of total	-61.5%
Albania	28 interactions, 7.3% of total	32 interactions, 8.0% of total	-12.5%

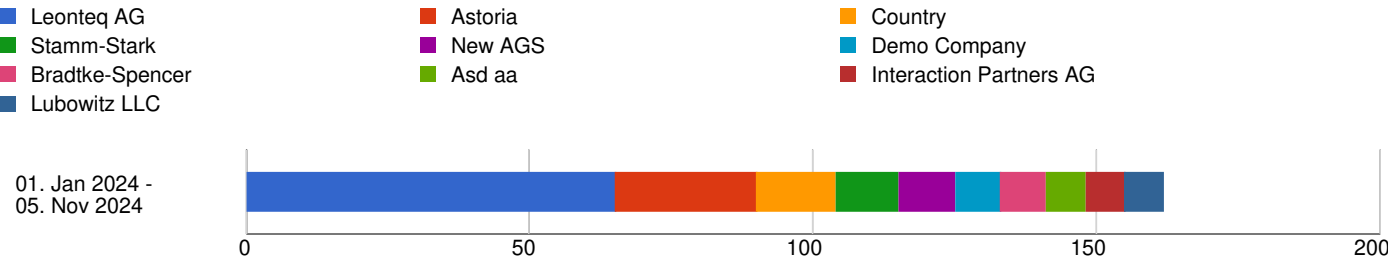
No double counting involved. The cumulated interactions/time spent will be the same figure as in the summary.



Total interactions by investment company (Top 10)

	Covered Period	Comparison Period	% Change
Leonteq AG (100.5%)	65 interactions, 17.0% of total	44 interactions, 11.0% of total	47.7%
Astoria (3.1%)	25 interactions, 6.5% of total	1 interactions, 0.2% of total	2400.0%
Country (0.0%)	14 interactions, 3.7% of total	0 interactions, 0.0% of total	-
Stamm-Stark (0.0%)	11 interactions, 2.9% of total	60 interactions, 15.0% of total	-81.7%
New AGS (108.9%)	10 interactions, 2.6% of total	0 interactions, 0.0% of total	-
Demo Company (0.0%)	8 interactions, 2.1% of total	2 interactions, 0.5% of total	300.0%
Bradtke-Spencer (0.0%)	8 interactions, 2.1% of total	1 interactions, 0.2% of total	700.0%
Asd aa (0.0%)	7 interactions, 1.8% of total	0 interactions, 0.0% of total	-
Interaction Partners AG (0.0%)	7 interactions, 1.8% of total	0 interactions, 0.0% of total	-
Lubowitz LLC (0.0%)	7 interactions, 1.8% of total	0 interactions, 0.0% of total	-

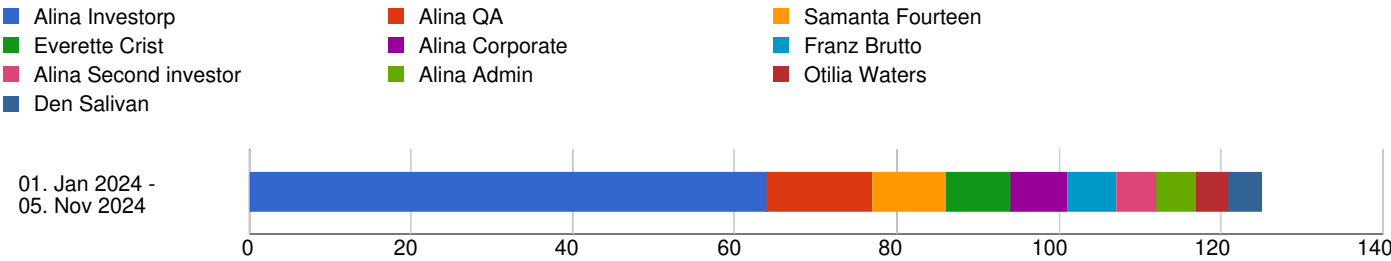
No double counting involved. The cumulated interactions/time spent will be the same figure as in the summary.



Total interactions by investors (Top 10)

	Covered Period	Comparison Period	% Change
Alina Investorp	64 interactions, 16.8% of total	44 interactions, 11.0% of total	45.5%
Alina QA	13 interactions, 3.4% of total	0 interactions, 0.0% of total	-
Samanta Fourteen	9 interactions, 2.4% of total	0 interactions, 0.0% of total	-
Everette Crist	8 interactions, 2.1% of total	1 interactions, 0.2% of total	700.0%
Alina Corporate	7 interactions, 1.8% of total	2 interactions, 0.5% of total	250.0%
Franz Brutto	6 interactions, 1.6% of total	0 interactions, 0.0% of total	-
Alina Second investor	5 interactions, 1.3% of total	0 interactions, 0.0% of total	-
Alina Admin	5 interactions, 1.3% of total	0 interactions, 0.0% of total	-
Otilia Waters	4 interactions, 1.0% of total	1 interactions, 0.2% of total	300.0%
Den Salivan	4 interactions, 1.0% of total	0 interactions, 0.0% of total	-

No double counting involved. The cumulated interactions/time spent will be the same figure as in the summary.



Action Items

Prio Investor without interaction during covered period

Name	Company	Last Interaction	Event Name
Dangelo Rohan	Bins, Waters and Hessel	08. May 2023	qwwww
Wilford Conn	Dicki, Weber and Beahan	05. Sep 2023	Publikation Halbjahresergebnis 2023 new
Westley Kunze		02. Aug 2023	test marko 38
Royce Daugherty		27. Jul 2023	Test some sce (copy)
Samir Romaguera	Kling Group	02. Aug 2023	test user seven
Austen Schamberger	Stamm-Stark	15. Nov 2023	comper per prio 3
Miracle Hessel	Stamm-Stark	12. Dec 2023	Test event December Corporate
Herminia Wyman	Harris, Blanda and Schiller	01. Nov 2023	test adjusted dur